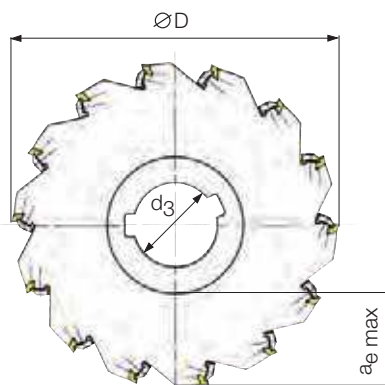


Side milling cutters

axial μm -accurate adjustable

Type 3108 and 6120 $\varnothing D 160 - \varnothing D 200$



uneven tooth-pitch

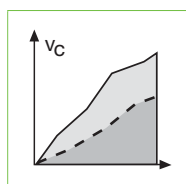
| Part nr. 20003 | Code | Drawing nr. | Ø D | z | z _{eff} | a _p | b | a _e max | d ₃ | d ₄ | b ₄ | Inserts |
|-------------------|--------------------|-------------|-----|----|------------------|----------------|---------|--------------------|----------------|----------------|----------------|---------------|
| 160,004 | H 6120-1600 1240 N | ○ | 160 | 18 | 9 | 12.2 | 12 / 7* | 44 | 40 | 58 | 14 | W 612...N/R/L |
| 160,005 | H 6120-1600 1440 N | ○ | 160 | 18 | 9 | 14 | 12 / 7* | 44 | 40 | 58 | 16 | ↓ |
| 160,006 | H 6120-1600 1640 N | ○ | 160 | 18 | 9 | 16 | 12 / 7* | 44 | 40 | 58 | 18 | |
| 160,007 | H 6120-1600 1840 N | ○ | 160 | 18 | 9 | 18 | 12 / 7* | 44 | 40 | 58 | 20 | |
| 160,008 | H 6120-1600 2040 N | ○ | 160 | 18 | 9 | 20 | 12 / 7* | 44 | 40 | 58 | 22 | |
| 200,000 | H 3108-2000 0850 N | ○ | 200 | 26 | 13 | 8 | 7.8 | 62 | 50 | 72 | 10 | W 3108... N |
| 200,001 | H 3108-2000 1050 N | ○ | 200 | 26 | 13 | 10 | 7.8 | 62 | 50 | 72 | 12 | ↓ |
| 200,002 | H 3108-2000 1250 N | ○ | 200 | 26 | 13 | 12 | 7.8 | 62 | 50 | 72 | 14 | |
| 200,003 | H 3108-2000 1450 N | ○ | 200 | 26 | 13 | 14 | 7.8 | 62 | 50 | 72 | 16 | |
| 200,004 | H 6120-2000 1250 N | ○ | 200 | 22 | 11 | 12.2 | 12 / 7* | 62 | 50 | 72 | 14 | |
| 200,005 | H 6120-2000 1450 N | ○ | 200 | 22 | 11 | 14 | 12 / 7* | 62 | 50 | 72 | 16 | ↓ |
| 200,006 | H 6120-2000 1650 N | ○ | 200 | 22 | 11 | 16 | 12 / 7* | 62 | 50 | 72 | 18 | |
| 200,007 | H 6120-2000 1850 N | ○ | 200 | 22 | 11 | 18 | 12 / 7* | 62 | 50 | 72 | 20 | |
| 200,008 | H 6120-2000 2050 N | ○ | 200 | 22 | 11 | 20 | 12 / 7* | 62 | 50 | 72 | 22 | |

* PCD-inserts with cutting length of 7 mm see page 20

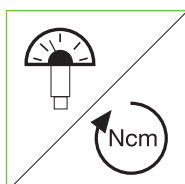
Special measurements e.g. from 5 mm onward can be delivered on request

○ in short time available

Ordering example: 1 piece H 6120-1600 1240 N = Ordering number: 20003 160,004



Application recommendations pages 40-43



Adjustment instruction page 44