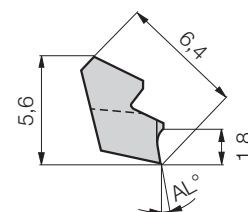
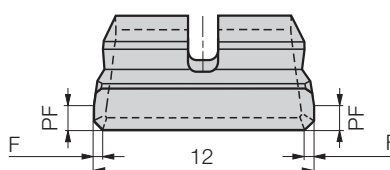
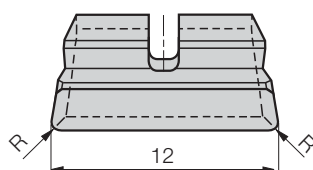


Insert W 6120-.... N Carbide / carbide coated / PCD

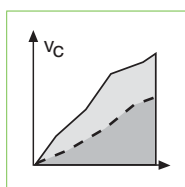


with radius (R) or with chamfer (F) and wiper geometry (PF)

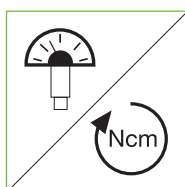
Carbide						Part nr. 20305	Part nr. 20499	Part nr. 20501	Part nr. 20503
						uncoated	coated	coated	coated
Code	Drawing nr.	R	AL°	F	PF	K10	G12	G16	G26
61,200	W 6120-0318 1645 N		16	0,3x45°	1	●	○	○	○
61,201	W 6120-0418 1620 N	0,4	16			●	○	○	○
61,202	W 6120-0318 1045 N		10	0,3x45°	1	○	●	●	●
61,203	W 6120-0418 1000 N	0,4	10			○	●	●	●
PCD						Part nr. 20309	Part nr. 20310	Part nr. 20311	Part nr. 20312
Code	Drawing nr.	R	AL°	F	PF	PCD	PCD 3	PCD C	PCD 1
61,200	W 6120-0318 1045 N		10	0,3x45°	1	●	○	○	○
61,201	W 6120-0318 0045 N		0	0,3x45°	1	●	○	○	○
61,202	W 6120-0418 0000 N	0,4	0			●	○	○	○
						Part nr. 20390			
Code	Drawing nr.	R	AL°	F	PF	PCD			
61,201	W 6120-0118 6245 R		6	0,1x45°	1,8	●			

● ex stock ○ in short time available

Ordering example: 1 piece W 6120-0318 1645 N K10 = Ordering number: 20305 61,200



Application recommendations
pages 40-43



Adjustment instruction
page 44



Inserts PCD
W 3108-... .. N
W 6120-... .. N