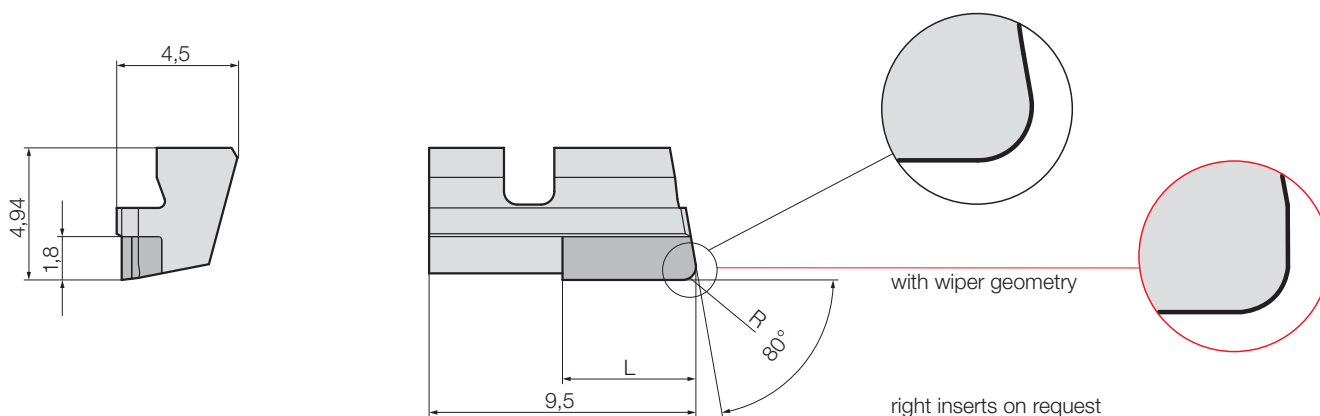


Inserts precision ground for customer specific fine boring tools




Type W 4006-.... L / W 4065-.... L PKD-tipped



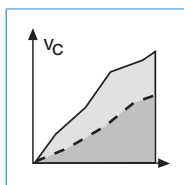
				Part nr. 20355
Code	Drawing nr.	R	L	PCD
40,060	W 4006-0018 0000 L	0,05	9,5	●
40,061	W 4006-0218 0000 L	0,2	9,5	●
40,062	W 4006-0418 0000 L	0,4	9,5	●
with wiper geometry				Part nr. 20356
Code	Drawing nr.	R	L	PCD
40,060	W 4006-0018 0011 L	0,05	9,5	●
40,061	W 4006-0218 0011 L	0,2	9,5	●
40,062	W 4006-0418 0011 L	0,4	9,5	●
				Part nr. 20368
Code	Drawing nr.	R	L	PCD
40,650	W 4065-0018 0000 L	0,05	5	●
40,651	W 4065-0218 0000 L	0,2	5	●
40,652	W 4065-0418 0000 L	0,4	5	●
with wiper geometry				Part nr. 20369
Code	Drawing nr.	R	L	PCD
40,650	W 4065-0018 0011 L	0,05	5	●
40,651	W 4065-0218 0011 L	0,2	5	●
40,652	W 4065-0418 0011 L	0,4	5	●

● ex stock

Ordering example: 1 piece W 4006-0018 0011 L PCD = Ordering number: 20356 40,060



Grade selections
and insert
geometries
pages 75-76



Application
recommendations
page 77



Form „Request for
customer specific
tools“
page 130